










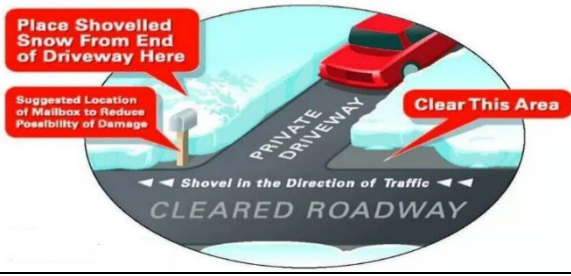




City of Altoona





Snow and Ice Control Operations + Resident Resources

	<p>NEVER PASS A SNOWPLOW. BE AWARE snowplows will on occasion backup at intersections.</p>
	<p>Never assume the snowplow driver can see you. Stay at least three (3) car lengths behind the truck. If you cannot see the driver in his/her mirrors, he/she cannot see you either.</p>
	<p>Altoona crews maintain plow routes covering 42+ miles of city streets.</p>
	<p>Roads within the City are prioritized and treated and plowed in the following order:</p> <ol style="list-style-type: none"> 1. Main roads and hills 2. Side streets
	<p>ROAD PLOWING begins when:</p> <ul style="list-style-type: none"> 3" of snow are on the streets 8" or less (normal snow event) will take crews approximately 6 or 7 hours to clear all roads and streets 8" or more (major snow event) means that crews will work until all roads are plowed
 	<p>ROAD SALTING is applied during emergency conditions (e.g. freezing rain, sleet, or ice). Priorities are hills and main roads with side streets to follow. Salt is used when the temperature is above 10° to 16° F. For lower temperatures, a salt-sand mix is used.</p> <p>This policy is focused on safety for motorists, but it also requires drivers to reduce driving speed according to conditions and to be patient.</p> <div style="text-align: right;"> <p>REDUCE SPEED</p> <p>↓ in poor ↓ weather ↓ conditions</p> </div>
	<p>Objects in the street are a big deterrent to efficient plowing. Please do not place garbage cans and recycling containers in the street.</p>
	<p>The only way to avoid extra shoveling is to wait until the City crews have gone by and/or have done their final clean up on the street. Crews usually make 2 to 3 passes on each side of the street to clear it.</p>
 	<div style="display: flex; justify-content: space-between;"> <div style="width: 45%;"> <p>Blocked driveway? This is an unfortunate side effect of plowing all streets in the City. Snow is plowed as near to the curbs as possible, and as a result, driveways can become blocked with wet, heavy snow. It is the property owner's responsibility to clear snow from the end of their driveway. When clearing your driveway, keep snow piles on your own property. Any snow pushed, blown, or plowed onto any street is an ordinance violation and could result in a fine.</p> <p>Sidewalks must be cleared of snow and ice within 24 hours following a snowfall or icy weather.</p> </div> <div style="width: 45%;"> <p>Avoid the "Second Shovel"</p> <p>After a snowstorm, how many times have you shoveled your driveway only to have it plowed in when your local snowplow comes through? Clearing an area to the right of your driveway (as seen in the diagram below), giving the snow on the plow a place to go other than your driveway, should keep you from having to do the same job twice.</p>  </div> </div> <p>It is the responsibility of the homeowner to clear snow away from mailboxes so that they are accessible to the mail carrier.</p>
	<p>If there is a fire hydrant near your home or business, please help keep it accessible to firefighters.</p> <p>Please clear a wide enough perimeter (about 3 feet) around the hydrant so that firefighters have enough room to work. In addition, please clear a path from the hydrant to the street.</p>
	<p>Winter parking Nov 15 – Apr 15</p> <p>To facilitate snow removal and eliminate potential hazards, please follow seasonal calendar parking rules.</p> <ul style="list-style-type: none"> • If your residence has a driveway or usable off-street parking, you are prohibited from leaving any vehicle on any residential street between the hours of midnight and 7AM. • If you do not have off-street parking, you must park on the even numbered side of the street on even numbered calendar days and on the odd numbered side of the street on odd numbered calendar days. The side of the street is determined by the date at midnight. • This ordinance does not supersede more restrictive parking regulations in effect such as Snow Emergency Routes or No Parking Zones.

SEE PAGE 2 for Resident Resources

City of Altoona

Resident Resources

RESIDENT RESOURCES	
	<p>Sand for slippery sidewalks can be picked up free of charge at the Public Works Department at 2000 Spooner Avenue. The sand is kept outside of the gated area and can be picked up anytime at your convenience. Bring your own container and a shovel. Each residence is limited to a 5-gallon pail per day. NO MECHANICAL LOADING IS PERMITTED.</p>
	<p>Icy or snow-covered sidewalks can be reported to the Community Service Officer at the Altoona Police Department by calling 715-839-6090.</p>
	<p>Do you need help with snow removal from sidewalks or driveway?</p> <p>Private Vendors There are many local lawn/snow removal companies to keep your sidewalks and/or driveways cleared.</p> <p>Public Assistance The Eau Claire County Aging and Disability Resource Center has resources to help those who qualify. For more information about this opportunity, please call their office at 715-839-4735 or visit their website at https://www.eauclairecounty.gov/our-government/departments-and-facilities/departments-directory/aging-disability-resource-center</p>
	<p>Mailbox Damage During plowing operations, the Public Works Department strives to plow as close to the curb as possible, taking great care not to damage any property within the City right-of-way. However, mailboxes do occasionally get damaged. The City of Altoona will pay for the amount it would cost to repair or replace the mailbox less a reasonable deduction based on the condition of the mailbox/post at the time it was struck. The total reimbursement by the City shall not exceed \$50.00. The Mailbox Replacement Policy and Damage Report Form can be found at:</p> <p>https://www.ci.altoona.wi.us/webfiles/fnitools/documents/mailbox_reimbursement_policy-reimbursement_application-usps_standards-updated_2022-12-27.pdf</p>